

Grade 1



Literacy Calendar – Read & Write Everyday.

Date	Activity
Monday, May 11	Making Words - Read each word. Add “ing” to the end of each word. Then read each new word. Use the new word in a sentence. (swing, throw, play, talk, fight, sing, fly, go, ring, do)
Tuesday, May 12	Read & Respond – Read a story in Raz Kids, Epic books or one from home. Retell the story to someone. Make sure to include what happened at the beginning, middle and end.
Wednesday, May 13	Writing – Write about what you think your teacher does each day working from home. Make it as funny as you like. Write 3 or more sentences.
Thursday, May 14	Fluency – Read your Earth Day Poem to 3 people. Try using a different voice each time. (quiet voice, loud voice, robot voice)
Friday, May 15	Professional Development Day - Have fun!
Saturday, May 16	Enjoy your weekend.
Sunday, May 17	Enjoy your weekend.

Grade 1



Numeracy Calendar

**Monday,
May 11**

Number sentence game. Use a deck of cards. Take out Jack, Queen, King. Flip over 2 cards. Add them together and say the number sentence. Challenge: Can you add 3 cards? 4?

**Tuesday,
May 1**

Expanded form. 12 is $10 + 2$, 35 is $30 + 5$. Change these numbers from standard to expanded form. (47, 29, 13, 38, 17)

**Wednesday,
May 13**

Make your own real-world number story. Ex. $6 + 5 = 11$. There are 6 eggs and 5 slices of bacon in the frying pan. There are 11 things in the frying pan all together. Your number sentence is $3 + 7 = 10$.

**Thursday,
May 14**

Skip count to 50 by 5's forward and backward.

**Friday,
May 15**

Professional Development Day – Have fun!

**Saturday,
May 16**

Enjoy your weekend.

**Sunday,
May 17**

Enjoy your weekend.

Number of Day Practice

Due Date: May 17th

This week you will choose one of the numbers from your grade to complete the Number of the Day template below. Please complete all sections of the template and submit via email or Teams. See the rubric below to see the assessment criteria.

Grade 1: 14, 36, 47

Grade 2: 43, 56, 89

Assessment Criteria –

Assignment	Extending	Applying	Developing	Beginning
Ways to represent numbers	Correctly shows different ways to represent the number accurately beyond grade level	Correctly shows different ways to represent the number accurately	Attempted to show some ways to represent the number accurately	Beginning to attempt to show some ways to represent the number accurately

Name: _____

Number of the Day

Word Form:

Number



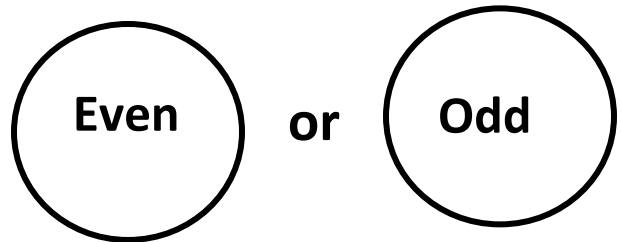
Place Value:

Hundreds	Tens	Ones

Tally Marks:



Mark It:

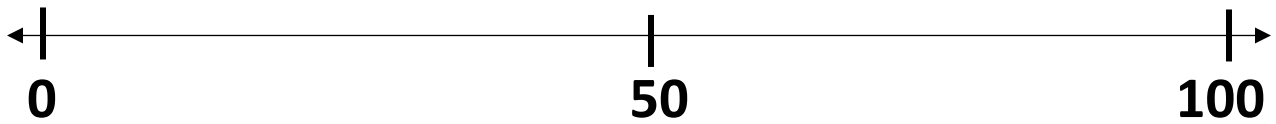


Expanded Form:

Hundreds Tens Ones Sum

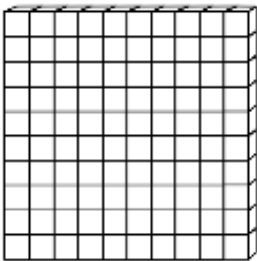
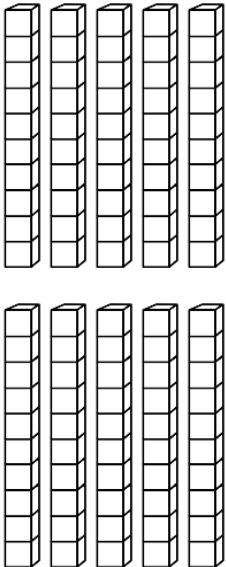
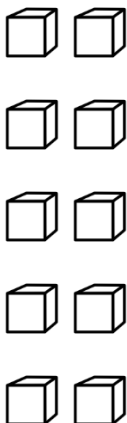
+ + =

Number Line:



1 More:		1 Less:	
10 More:		10 Less:	

Colour It:

Hundreds	Tens	Ones
		

Skip Count: (start from the number of the day)

By 2's: _____, _____, _____, _____, _____, _____, _____

By 5's: _____, _____, _____, _____, _____, _____, _____

By 10's: _____, _____, _____, _____, _____, _____, _____



100's Chart



Created By: www.kindergartenkidsatplay.blogspot.com

1	2	3	4	5	6	7	8	9	10
11	12	13	14	15	16	17	18	19	20
21	22	23	24	25	26	27	28	29	30
31	32	33	34	35	36	37	38	39	40
41	42	43	44	45	46	47	48	49	50
51	52	53	54	55	56	57	58	59	60
61	62	63	64	65	66	67	68	69	70
71	72	73	74	75	76	77	78	79	80
81	82	83	84	85	86	87	88	89	90
91	92	93	94	95	96	97	98	99	100