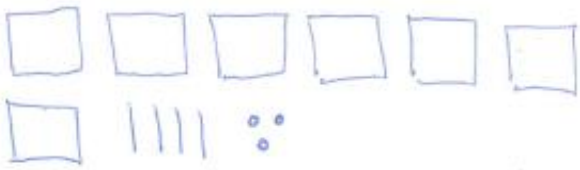
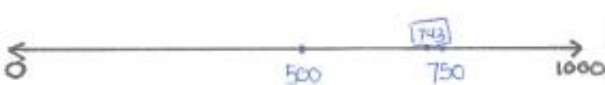



Grade 3 Math Assignment: May 19th – 22nd

This week we will be reviewing past concepts, while adding on other parts from the SNAP assessment. Please have your child complete 1 (or both) of the practice pages. Below is an example page to help support learning. Please send one page to your child's teacher to show their understanding.

<p>Draw-use base ten blocks</p> 	<p>Create 3 equations that equal the number</p> $341 + 402 = 743$ $743 \times 1 = 743$
<div style="border: 1px solid black; display: inline-block; padding: 5px 20px; margin: 0 auto;">743</div>	
<p>Write a real life example</p> <p>I saw 743 cars at the mall</p>	<p>Place the number on the number line</p> 
<p>Estimate</p> $472 \rightarrow 500$ $- \underline{284} \rightarrow -\underline{300}$ $\quad \quad \quad \underline{200}$	<p>Calculate</p> $\begin{array}{r} 3 \\ 4 \\ - 284 \\ \hline 188 \end{array}$
<div style="border: 1px solid black; display: inline-block; padding: 5px 20px; margin: 0 auto;">472-284</div>	
<p>Write a word problem</p> <p>I had \$472 I went to Best Buy and bought a tv for \$284. Now I only have \$188.</p>	<p>Draw</p> 

Draw - use base ten blocks

Create 3 equations that equal the number

Write a real life example

862

Place the number on the number line



Estimate

Calculate

Write a word problem

791 - 587

Draw

Draw-use base ten blocks

Create 3 equations that equal the number

Write a real life example

548

Place the number on the number line



Estimate

Calculate

Write a word problem

683-495

Draw

Language Arts Assignment: May 19-22

1) Listen to the story, Everybody Needs A Rock found below:

<https://www.youtube.com/watch?v=nLZlaxsJxCI>

The author tells us about the joys that can be found when hunting for rocks, making a good choice and finding one that you want to save. But this book is also about finding something to hold onto during challenging times. It's a time to notice and connect to nature and to the things that really matter.

2) If you are able to, watch the video from your teachers on TEAMS about how NOT to choose a rock!


3) Keeping the rules from the book in mind, go rock hunting this week. You can do it in your yard, in a field or maybe near a body of water. Your job is to find 2 rocks:

- 1 rock that is special to you that you would like to keep
- 1 that you will decorate and leave somewhere in your neighbourhood to brighten up someone's day

Here are some examples of encouragement rocks that would bring cheer to people that spot them!




4) Complete the writing assignment below, take a picture of your special rocks and share with your teacher. Happy rock hunting!



My Giving Back Rock

Draw and colour a picture of your "Giving Back" rock. Write about your experience: Where did you find it? What special word or message did you paint? Where did you leave your rock?



Gratitude

Draw something that makes you happy. Draw someone you love.

Writing

If you had an invisible magic helper, what would you have them do for you? Write a paragraph or story about it.

Reading

Find a non-fiction book on Epic about an animal that interests you. Write down 3 facts you learned as you read.

Math

-skip count as far as you can by 3's and then 4's
-work with a family member. Choose what number you will skip count by and skip count back and forth and see how fast you can go. Who will be the first person to make a mistake?

May 19-22

Work-at-Home Gameboard

Rules:

1. Have fun!
2. Complete as many of the squares as you would like, in any order you choose.
3. Mark off each box as you complete it. Please make sure to send your teacher what you did.
4. Take breaks!! Don't try to finish everything quickly. Pace yourself and do your best work!

Nature Learning

Using items from Nature, see how many different types of faces you can make. Can you make an animal out of things you can find? A human? A house?

Calming

Turn on calming music. Stretch your body in different ways and hold the stretch. Reach for the sky, to your toes. Make yourself as wide as possible, small. Twist one way and then the other.

Word Work

Challenge someone in your family to a game of HangMan. Choose words that have a specific theme, like Spring, Outer Space, Forest, etc.

Science

Watch the video of Chris Hadfield brushing his teeth in space.

<https://www.youtube.com/watch?v=3bCoGC532p8>

Make a list of other things that would be different doing in space. See if you can find out how they are done!

Play A Game

Find some string or yarn and tie both ends together. Google or search on Youtube how to play Cats Cradle. How far can you get?

STEM

Design and build a boat that floats. Your boat should also be able to hold weight; this could be passengers or freight. How much weight can your boat hold? How many passengers fit comfortably? Can you pull something?

ART for KIDS

Go to <https://www.artforkidshub.com/> and search Spring. Draw, colour and give the drawing to someone you care about. Make sure to include a special message about important they are to you!

Move Around!

Each player takes a turn throwing a rolled up sock into a bucket or bowl. When a player scores, they must take a step back and throw again until they miss. The player who shoots the ball in the bucket from the farthest distance wins!