
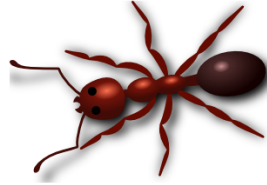


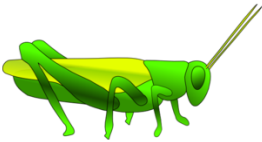
BUG Scavenger Hunt!




bee or wasp



ant



grasshopper or cricket




fly




butterfly or moth



ladybug



worm



spider



mosquito



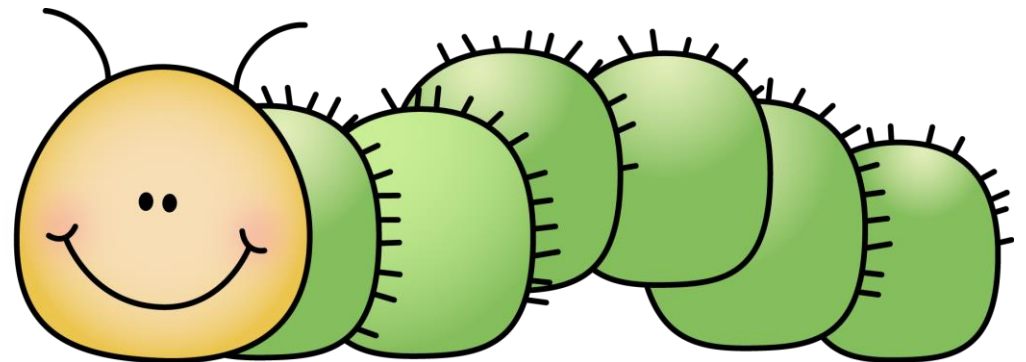

snail or slug

BUGS,


BUGS,

BUGS!

An insect freebie
for the primary grades

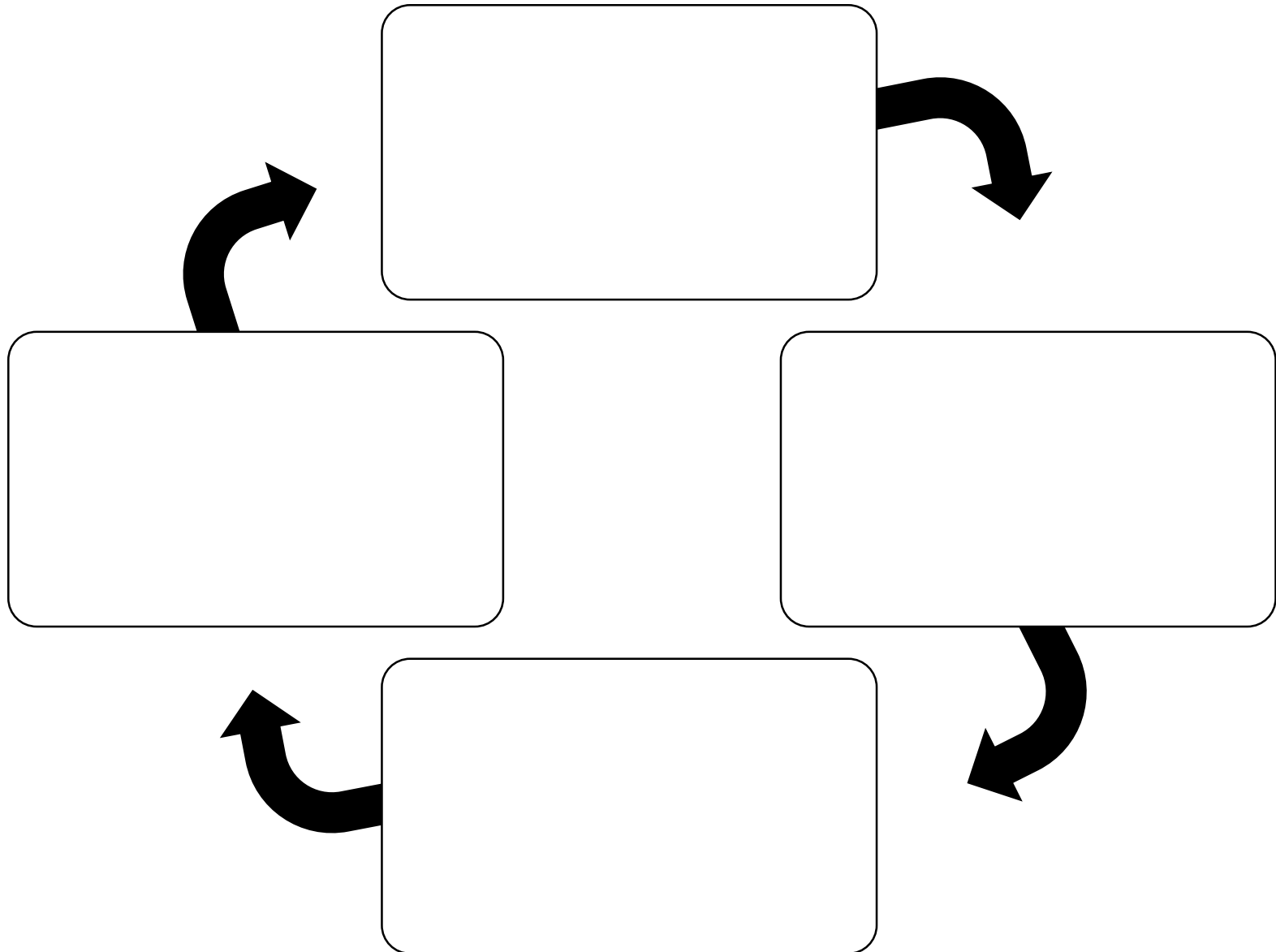


Let's Learn About



By: _____


Life Cycle of A: _____



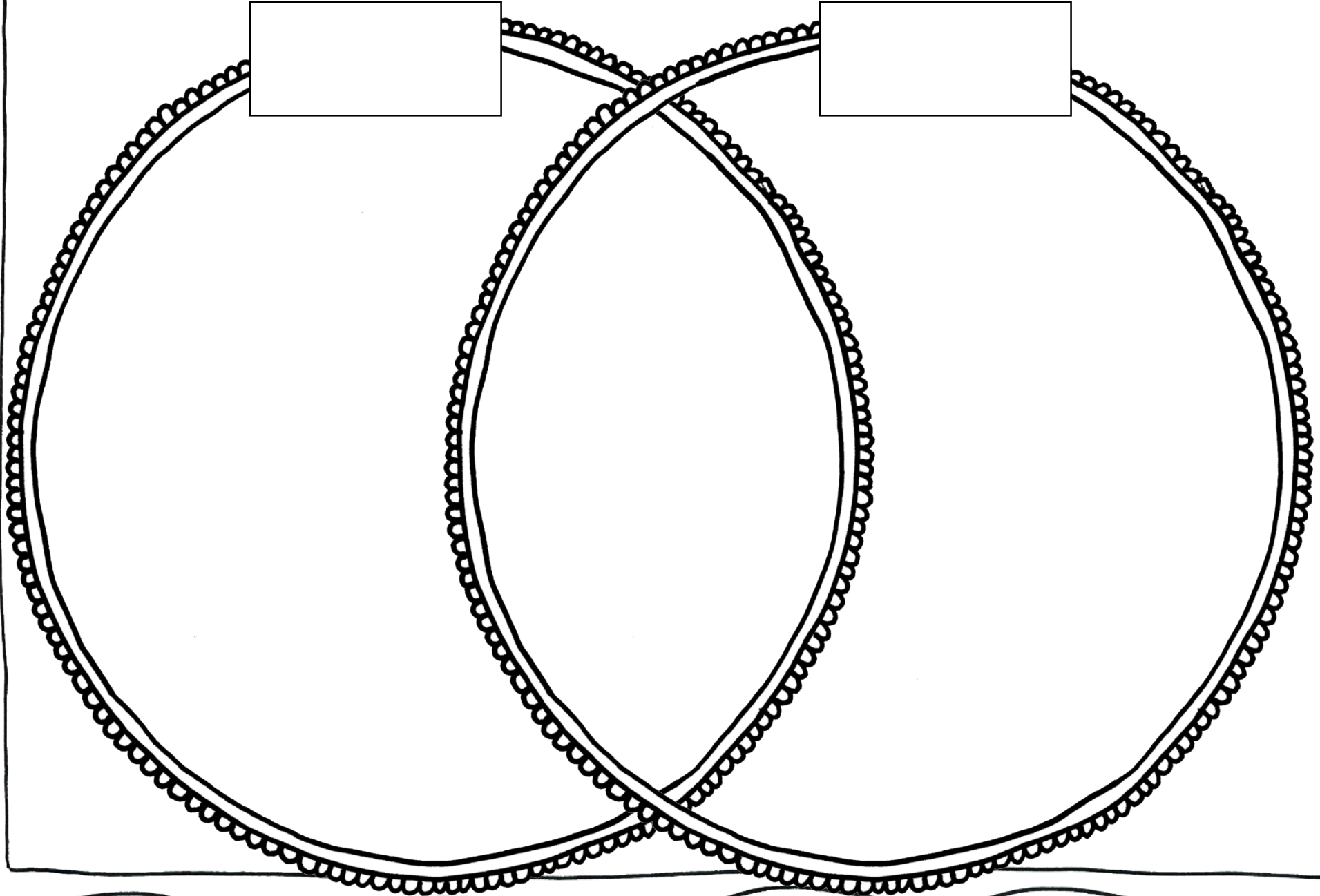
K

W

L














Let's Compare Insects!














Buzzing by 10s...


+10



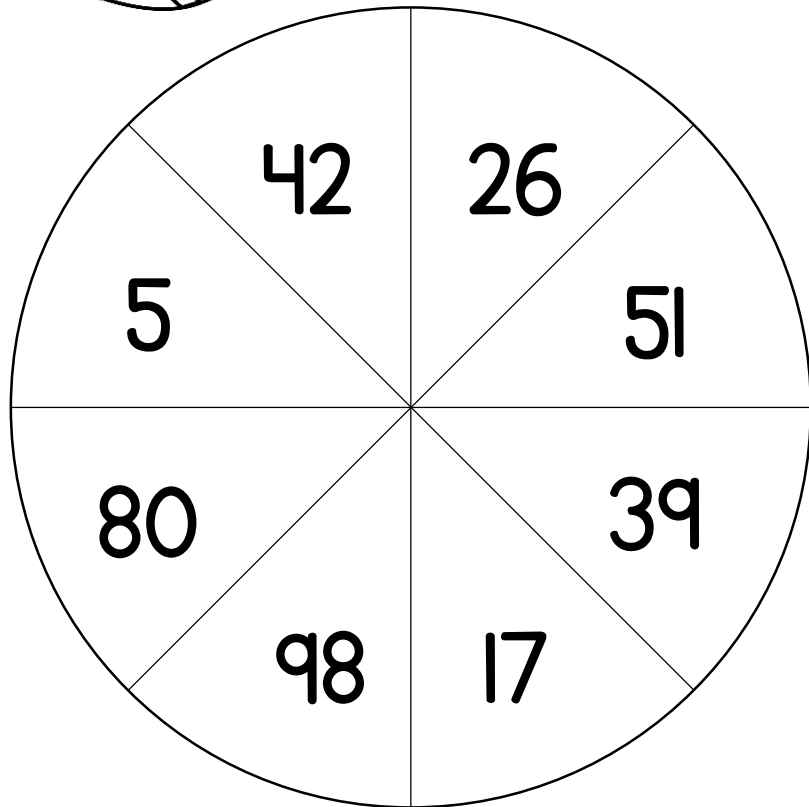
Buzzing by 10s...

-10






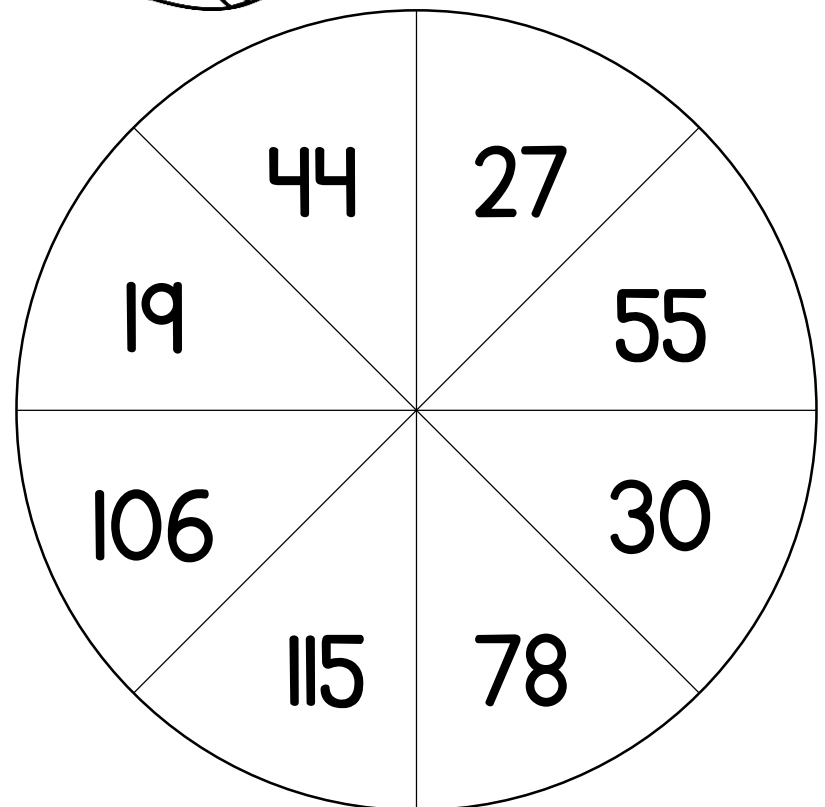
+10



Use a paperclip and pencil to spin the spinner. Mentally add 10 to that number and color in the bee that has the sum.
Take turns with a partner until all bees are colored in!



-10



Use a paperclip and pencil to spin the spinner. Mentally subtract 10 from that number and color in the bee that has the difference. Take turns with a partner until all bees are colored in!

Buggin' Sentences!

Name: _____

Unscramble the sentence below and paste here correctly:

Write the sentence in your neatest writing:

Illustrate the sentence below:

have

six

Insects

legs

three

and

parts.

body

Buggin' Sentences!

Name: _____

Unscramble the sentence below and paste here correctly:

Write the sentence in your neatest writing:

Illustrate the sentence below:

insect

when

is

skin

Molting

its

sheds

an

Thank You!

Fonts/Clipart:


KG Fonts

Whimsy Clips

Moffatt Doodles

Thank you for
downloading my Bugs,
Bugs, Bugs freebie! For
more ideas, activities,
and freebies, visit me
at my blog:

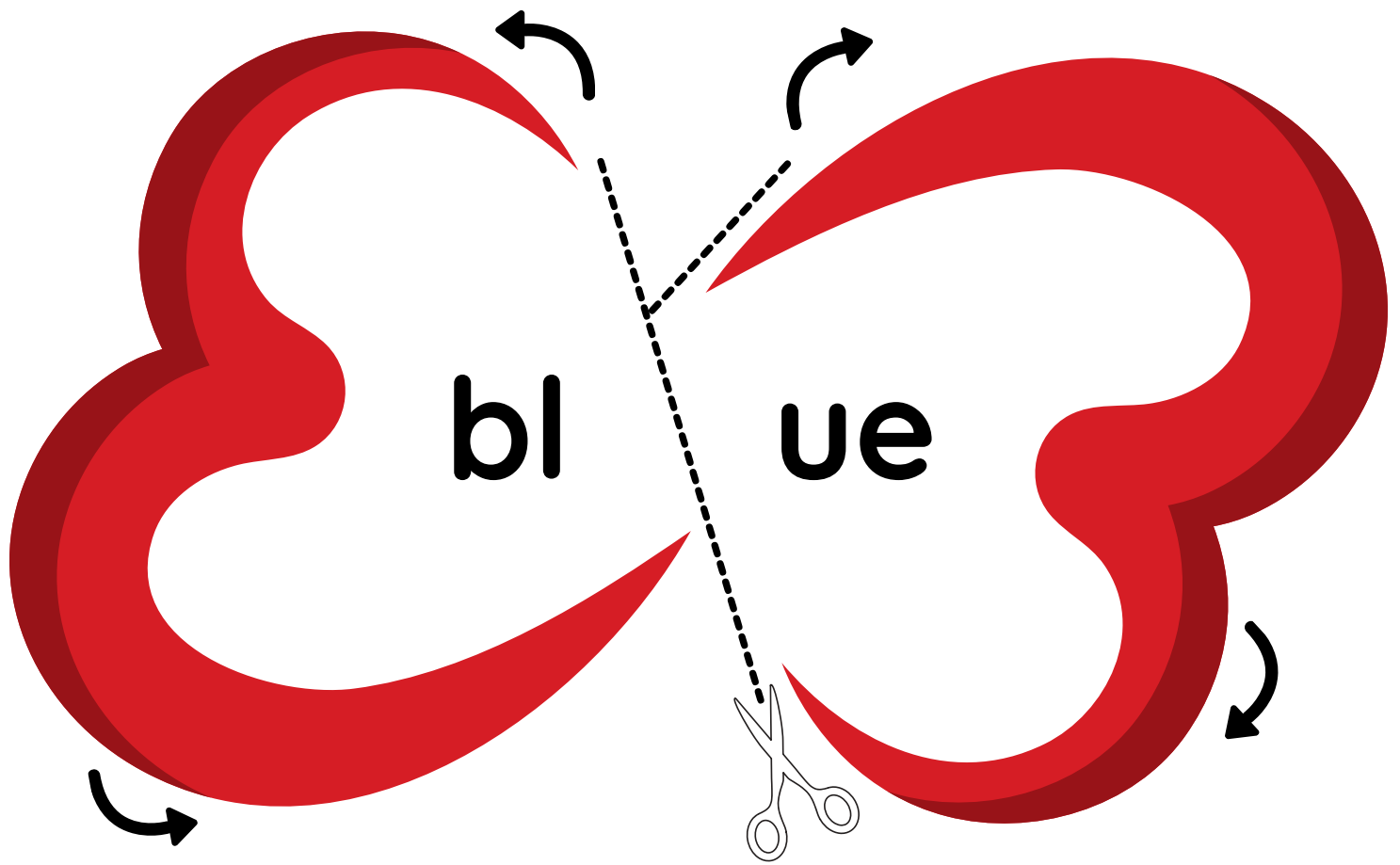
<http://thankgoditsfirstgrade.blogspot.com>



XO,
Susan


BUTTERFLY BLENDS








fl



ap



fl



ip





gl




ow



gl




ad




pl





an









pl



y




BUTTERFLY BLENDS Recording Sheet




Name: _____

Butterfly Challenge: Colour the white butterflies so there is an equal number of orange and black butterflies.




Butterfly Double Facts


Colour in the same number of dots on each side of the butterfly. Write the number sentence that goes with the fact. Ex: 3+3=6




$$\underline{\quad} + \underline{\quad} = \underline{\quad}$$



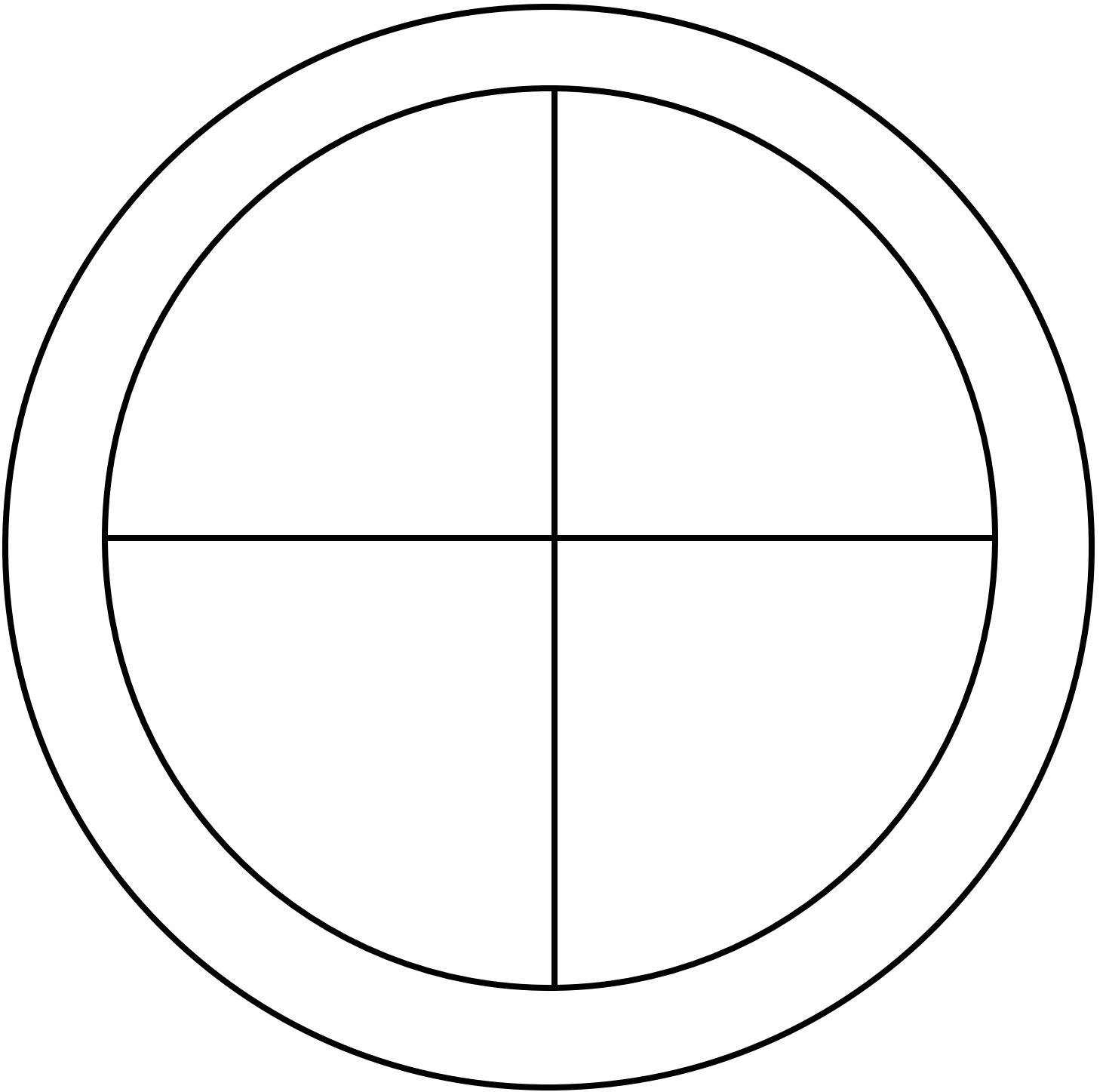
$$\underline{\quad} + \underline{\quad} = \underline{\quad}$$





$$\underline{\quad} + \underline{\quad} = \underline{\quad}$$



$$\underline{\quad} + \underline{\quad} = \underline{\quad}$$







Act Like An **INSECT**

FOLD &
PASTE

Buzz like a

Bee



FOLD &
PASTE

FOLD &
PASTE


Flutter like a

Butterfly



Scurry & Hide
like a

Cockroach



FOLD &
PASTE

FOLD &
PASTE

March
like an

Ant



FOLD &
PASTE



Fly
like a

Ladybug

FOLD &
PASTE

Climb like a


Spider



ROLL, ADD, DRAW

1.L

2 =  face

8 =  body


2.L

3.L

3 =  eyes


9 =  body


4.L


4 =  mouth


10 =  body


5.L

5 =  antennae

11 =  body

6 =  legs


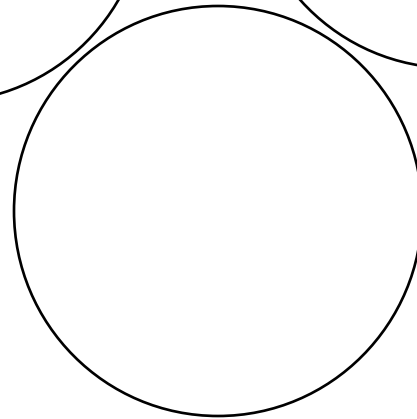



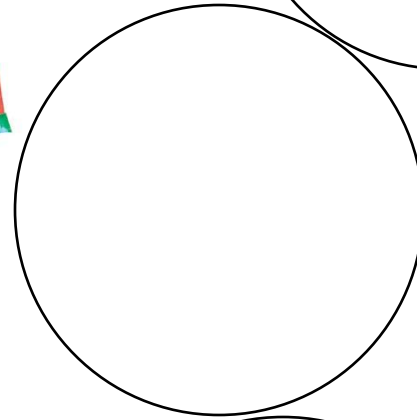


12 =  body

7 =  body

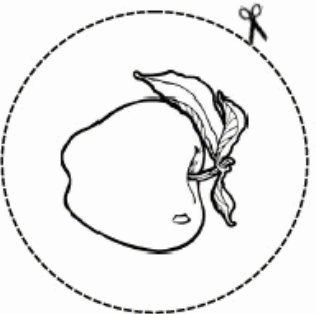
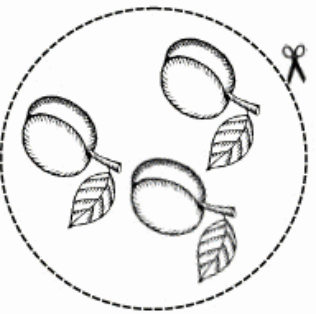

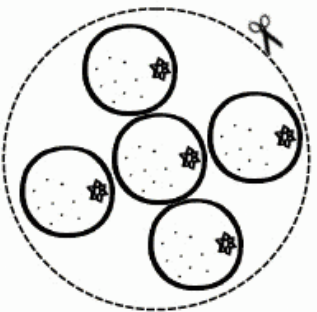
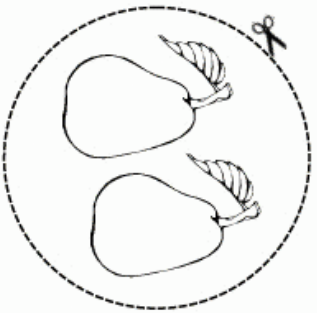
Name _____



The Very Hungry Caterpillar



What and when did the caterpillar eat the food?
Cut. Listen to the teacher and glue it in the right order on the caterpillar.



© by Sandra Patricia Miguel

The Very Hungry Caterpillar

By: _____

On Sunday, the caterpillar ate 10 _____.

On Monday, the caterpillar ate 20 _____.

On Tuesday, the caterpillar ate 30 _____.

On Wednesday, the caterpillar ate 40 _____.

On Thursday, the caterpillar ate 50 _____.

On Friday, the caterpillar ate 60 _____.

On Saturday, the caterpillar was feeling REALLY hungry so

he ate 70 _____, 80 _____, 90

_____ and 100 _____!