

Kindergarten



Literacy Calendar

Date	Activity
Monday, May 25	Watch the following video about fire safety and complete the safe choices sort attached. https://www.youtube.com/watch?v=ovWF4MU25Z8
Tuesday, May 26	Watch the following video to learn about how to “Stop, drop, and roll”. https://www.youtube.com/watch?v=aUdxOmHgeZ4 Print either page 4 or 5 of the Stop, drop, and roll sequencing attachment and have your child put the pictures in order and label the steps.
Wednesday, May 27	Sing the “ Get Out ” song attached. Remember to point and track the words as you are singing. When you are finished, you can have your child draw a map of your house and yard. Use arrows to show 2 ways you can you’re your house and place an X on the spot where you will meet if there is a fire.
Thursday, May 28	Watch the following fire safety video: https://www.youtube.com/watch?v=JJISJokQE4g Have your child write one way they can be safe in a fire by completing the fire safety craftivity attached.
Friday, May 29	Have your child practice their recognition of colour names by completing the colour by number fire fighter attached.

Kindergarten



Numeracy Calendar

Date

Activity

**Monday,
May 25**

Build a ladder for a Firefighter. Place 2 long strips of tape on the table and give your child a dice and cup of popsicle sticks (or you could use sticks from outside, pipecleaners...). They roll the dice, count the number on the dice, and add that many rungs to the ladder. For a challenge, roll 2 dice, add them together, and add that number of rungs to the ladder. **See the picture attached for an example. Here is a [link](#) to roll dice online if you don't have any at home.**

**Tuesday,
May 26**

Be a Police Detective! Do the activity attached called **How Many Fingerprints**. Show how you can make a number using your fingerprints . (i.e. put 6 fingerprints together + 2 fingerprints somewhere else on the page to equal 8) For a challenge, write out the number sentence below.

**Wednesday,
May 27**

Watch the video [I Want to be a Paramedic](#). **Do the Call 911 in an Emergency worksheet attached**. Trace the numbers and colour the 9 and 1 on the phone. Talk to your child about when they should call 911.

**Thursday,
May 28**

Solve the mystery as a police detective! Colour the numbers on the **Mystery Math Colouring page attached** with the colour it says, and find out what the picture is.

**Friday,
May 29**

Listen to the read aloud [Pete the Cat: Firefighter Pete](#). Play the **Firefighter game attached** and send water to the firefighter so they can put out the fire. All you need are game pieces to move and a dice. You can use the link to roll dice online from Monday if you don't have any at home.

Kindergarten



Outdoor Learning

Date

Activity

**Monday,
May 25**

Practice your fire fighting skills. Write letters or numbers on the ground with chalk. Fill a spray bottle with water. Ask your child questions and they can spray the answer. (i.e. What letter does "fire" start with – squirt the letter "f", what is 3 + 4 – squirt the number 7, make a letter sound- they spray the letter that makes that sound...)

**Tuesday,
May 26**

Build a paper ambulance, a hospital, and a house, or a police car and a police station out of paper using the **printables attached**. When you are finished you can play with them outside and make up a story of what is going on. Share your story with someone in your family.

**Wednesday,
May 27**

Build a firefighter training course! You could climb through a tunnel or under a chair, do 10 jumping jacks, run around your backyard 2 times or between cones, and so much more. You could even have a goal, like saving a kitten from a tree (put a stuffed cat in a low tree) or put out a fire (use a spray bottle and spray red plastic cups),

**Thursday,
May 28**

Do some Firefighter yoga, using the **cards attached** and talk about fire safety with your child.

**Friday,
May 29**

Make an "I Spy picture." Find some different objects outside and put them on the ground together. You could take a picture of it and post it to our Teams page and write something you want your classmates to find (i.e. I spy 2 pinecones or 5 rocks). Or, you can play I Spy with a family member and say "I spy with my little eye something that is green in my picture- it could be a leaf for example."

Get Out!

(Sung to "Bingo")

What happens if there is a fire?
Do you know what to do? Oh!
GET OUT! QUICK, GET OUT!
Get out! QUICK, get out!
Get out! QUICK, get out!
Stay very low and go. GO!

What happens if there is a fire?
Do you know what to do? Oh!
STAY OUT! DON'T GO BACK!
Stay out! Don't go back!
Stay out! Don't go back!
Don't go back in the house. NO!

What happens if there is a fire?
Do you know what to do? Oh!
GET HELP! CALL FOR HELP!
Get help! Call for help!
Get help! Call for help!
Call 911 for help! Oh!



Grade ONEderful



Clip Art by Scrappin' Doodles

Get Out!

(Sung to "Bingo")

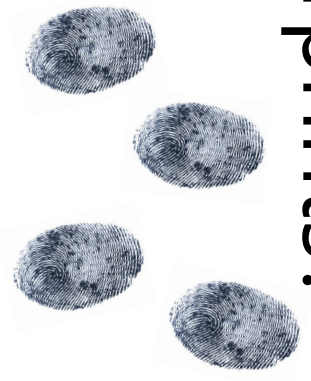
What happens if there is a fire?
Do you know what to do? Oh!
GET ___! QUICK, GET ___!
Get ___! Quick, get ___!
Get ___! Quick, get ___!
Stay very low and go. GO!

What happens if there is a fire?
Do you know what to do? Oh!
STAY ___! DON'T GO BACK!
Stay ___! Don't go back!
Stay ___! Don't go back!
Don't go back in the house. NO!

What happens if there is a fire?
Do you know what to do? Oh!
GET HELP! CALL FOR HELP!
Get help! Call for help!
Get help! Call for help!
Call 911 for help! Oh!



How Many Fingerprints?



Cut out the pages and help your child put the correct number of fingerprints on each page of the booklet.



The police found 1 fingerprint.



The police found 2 fingerprints.



The police found 3 fingerprints.



The police found 5 fingerprints.



The police found 4 fingerprints.



The police found 6 fingerprints.



The police found 7 fingerprints.



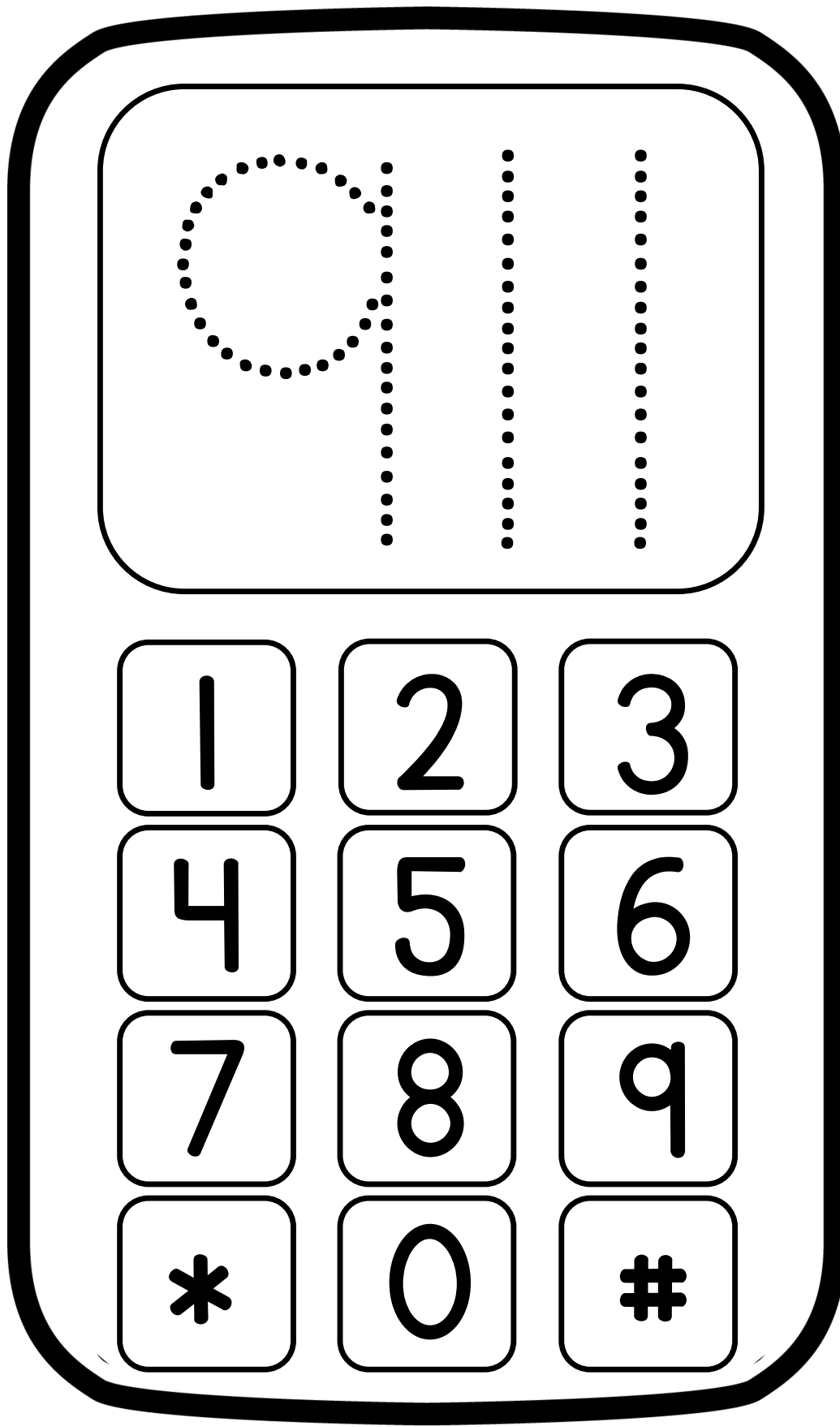
The police found 8 fingerprints.



The police found 9 fingerprints.



The police found 10 fingerprints.



Call 911 in an emergency.



FREE Mystery Picture Math Activity

This download includes 1 mystery picture image which will help with 11-20 number recognition.

Students will color each square the correct color based on the rules in the color key.

Terms of Use

All content of this product is the copyrighted property of Sugarplum Cuties. You are granted permission to use this product for your personal and non-commercial use. You may not sell, trade, share or redistribute this product in any form. You may not create a derivative work and claim it as your own. If you have any questions regarding terms of use please contact Kirsten at sugarplumcuties@hotmail.com.

Kirsten DeWitt

sugarplumcuties@hotmail.com

FB Group: <http://www.facebook.com/groups/sugarplumcuties>

FB Page: <http://www.facebook.com/sugarplumcuties>

Blog: <http://www.sugarplumcuties.blogspot.com>

Pinterest: <http://pinterest.com/sugarplumcuties>

Instagram: @sugarplumkirsten

Name: _____

11	15	18	11	15	18	11	15	18	11	15	18
18	11	15	18	11	15	18	11	15	18	11	15
15	18	11	19	14	19	14	19	14	15	18	11
11	15	19	14	19	13	13	14	19	14	15	18
18	19	14	19	13			13	14	19	14	15
11	12	17	13		12	17		13	12	17	11
15	17	12	13		17	12		13	17	12	15
18	14	19	14	13			13	19	14	19	18
11	19	14	19	14	13	13	19	14	19	14	11
15	14	19	12	19	14	19	14	17	14	19	15
18	16	14	19	17	12	17	12	14	19	16	18
11	14	20	14	19	14	19	14	19	20	14	11
15	19	14	16	20	16	20	16	20	14	19	15
18	14	19	20	16	20	16	20	16	19	14	18
11	19	20	16	20	16	20	16	20	16	19	11
12	17	16	20	16	20	16	20	16	20	17	12
15	12	20	16	20	16	20	16	20	16	12	15
18	11	15	12	17	18	11	12	17	15	11	18
11	18	12	17	12	15	18	17	12	17	15	11

Blue: 16, 20










Yellow: 14, 19

Grey: 13

Black: 12, 17

Light Blue: 11, 15, 18

Start at the fire hydrant. Roll the dot cube and move your counter. First one to the fire fighter wins.



Stop Drop and Roll

(Sung to "Hot Cross Buns")

Stop, drop and roll.

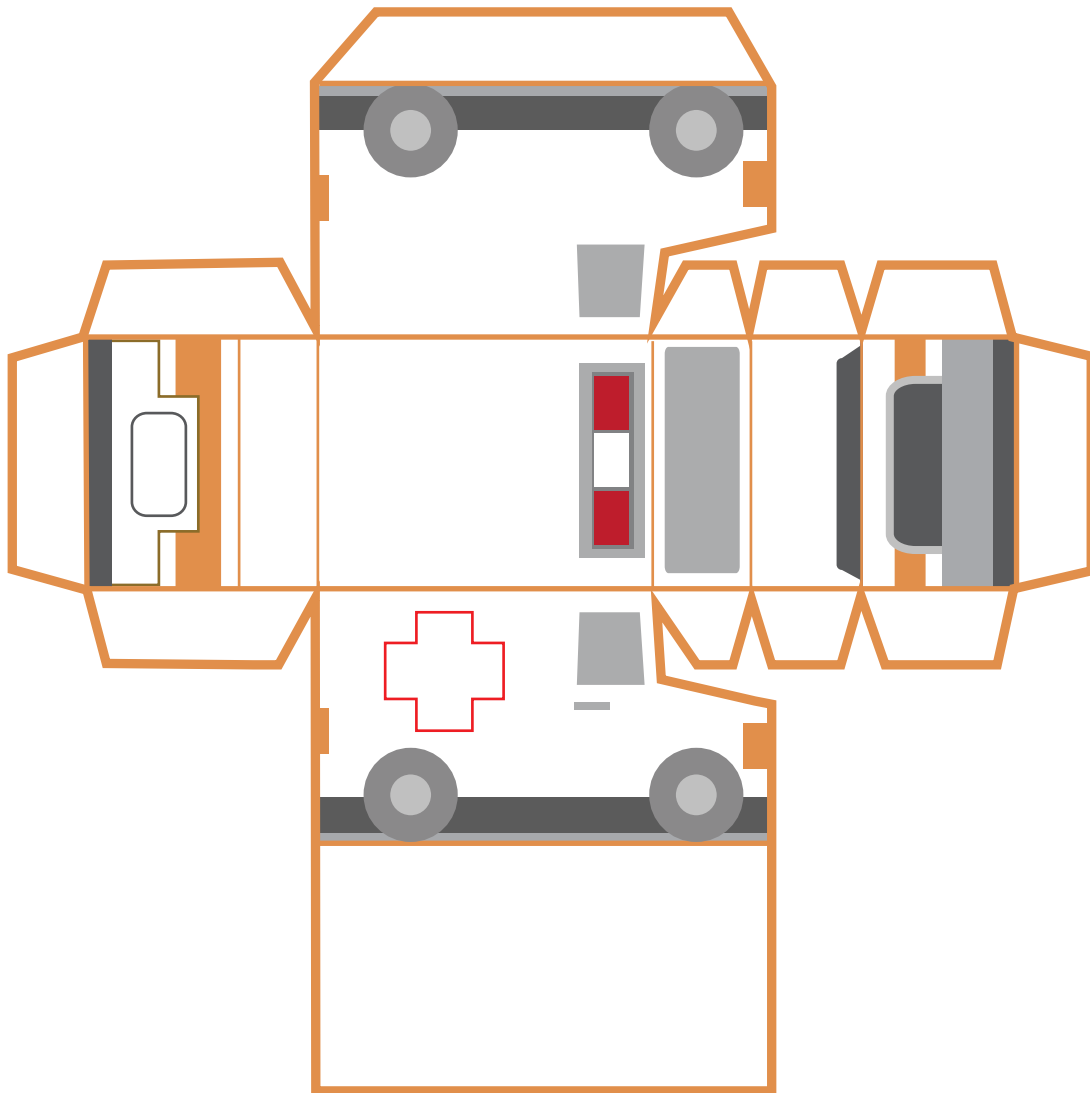
Stop, drop and roll.

If your clothes ever catch on fire

Stop, drop and roll!



BUILD A CITY



AMBULANCE CAR

1. COLOR IN THE AMBULANCE
2. CUT OUT & FOLD THE AMBULANCE
3. GLUE AND PASTE TOGETHER ALL FLAPS.

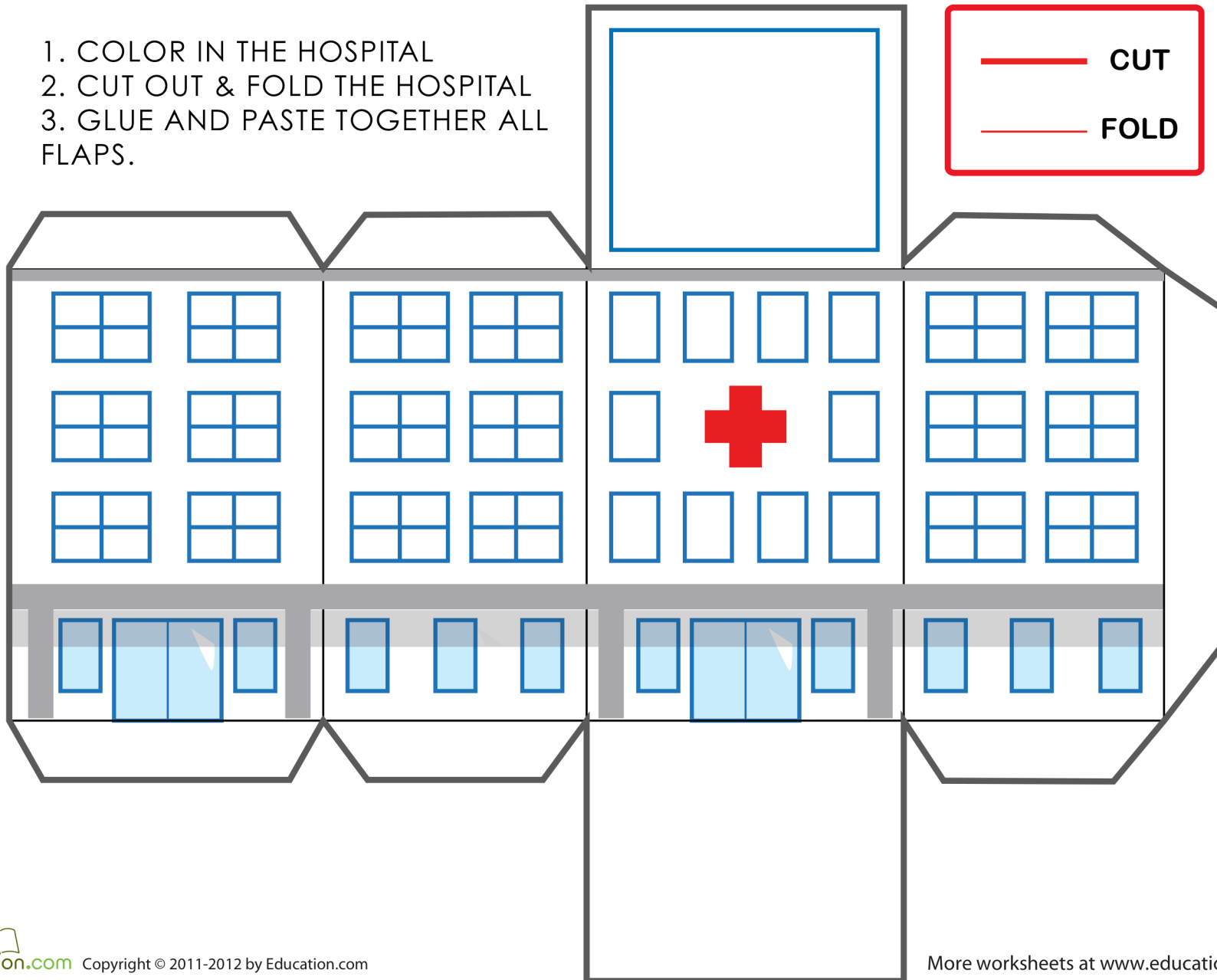
— CUT
- FOLD

BUILD A CITY

HOSPITAL

1. COLOR IN THE HOSPITAL
2. CUT OUT & FOLD THE HOSPITAL
3. GLUE AND PASTE TOGETHER ALL FLAPS.

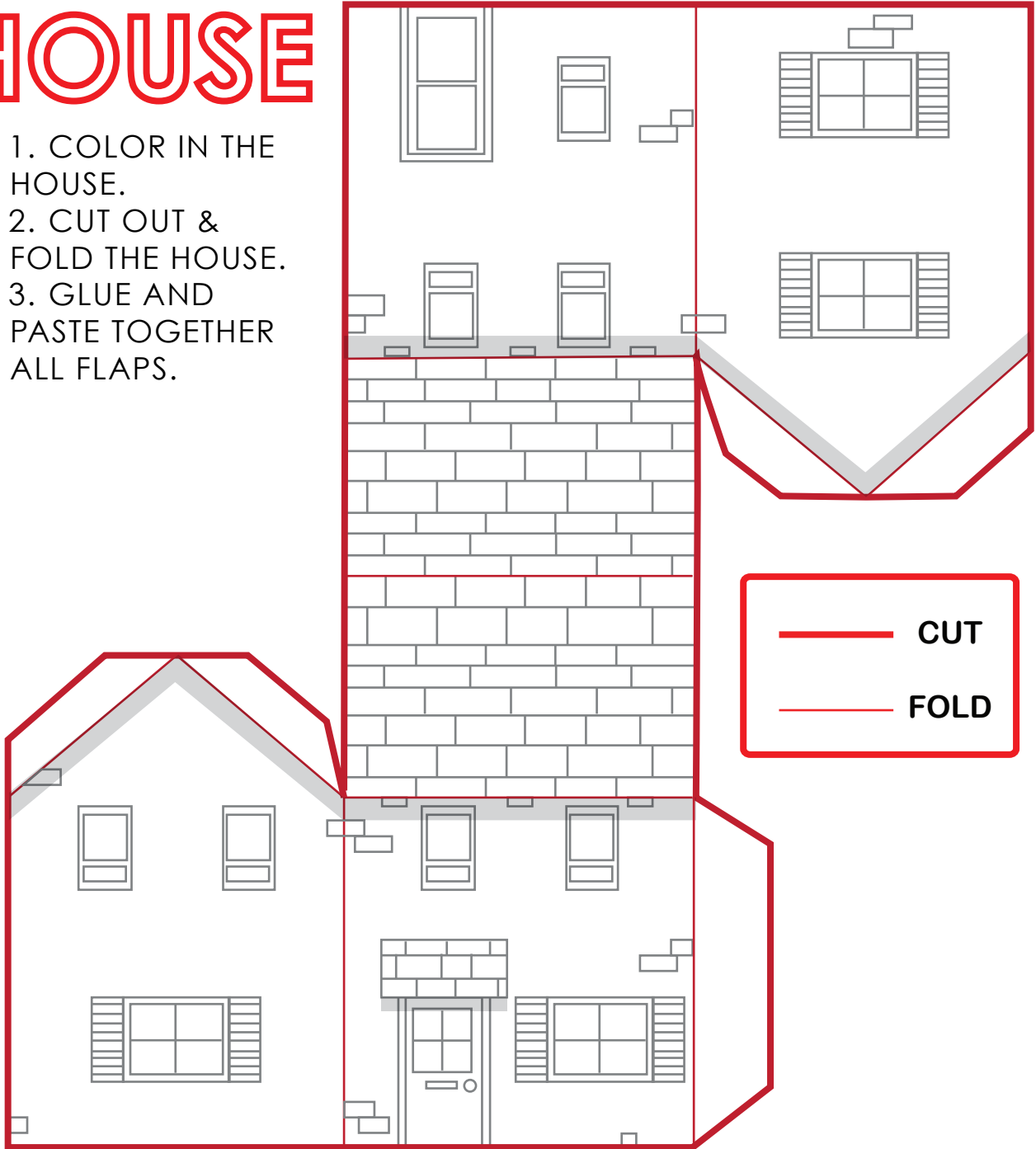
— CUT
— FOLD



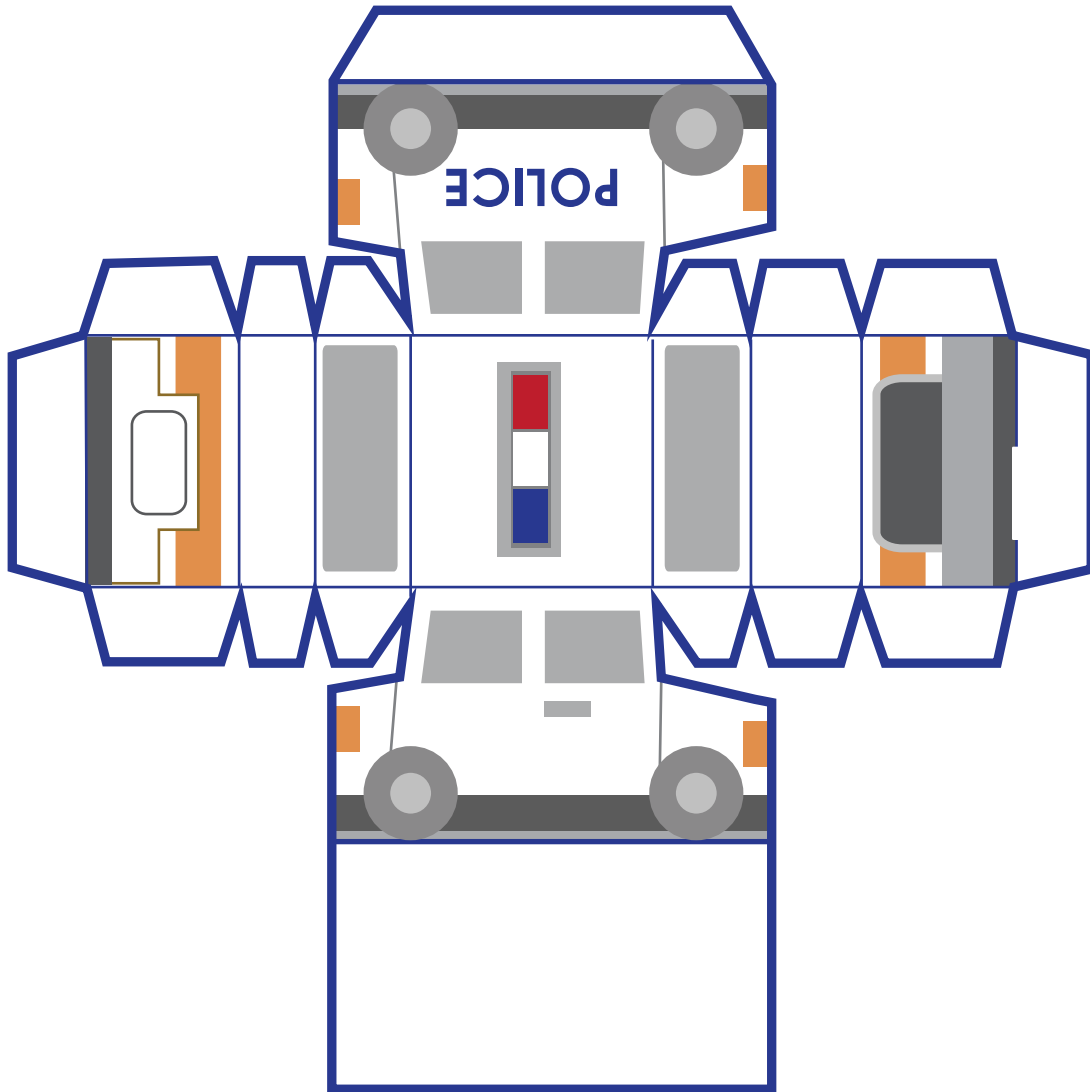
BUILD A CITY

HOUSE

1. COLOR IN THE HOUSE.
2. CUT OUT & FOLD THE HOUSE.
3. GLUE AND PASTE TOGETHER ALL FLAPS.



BUILD A CITY



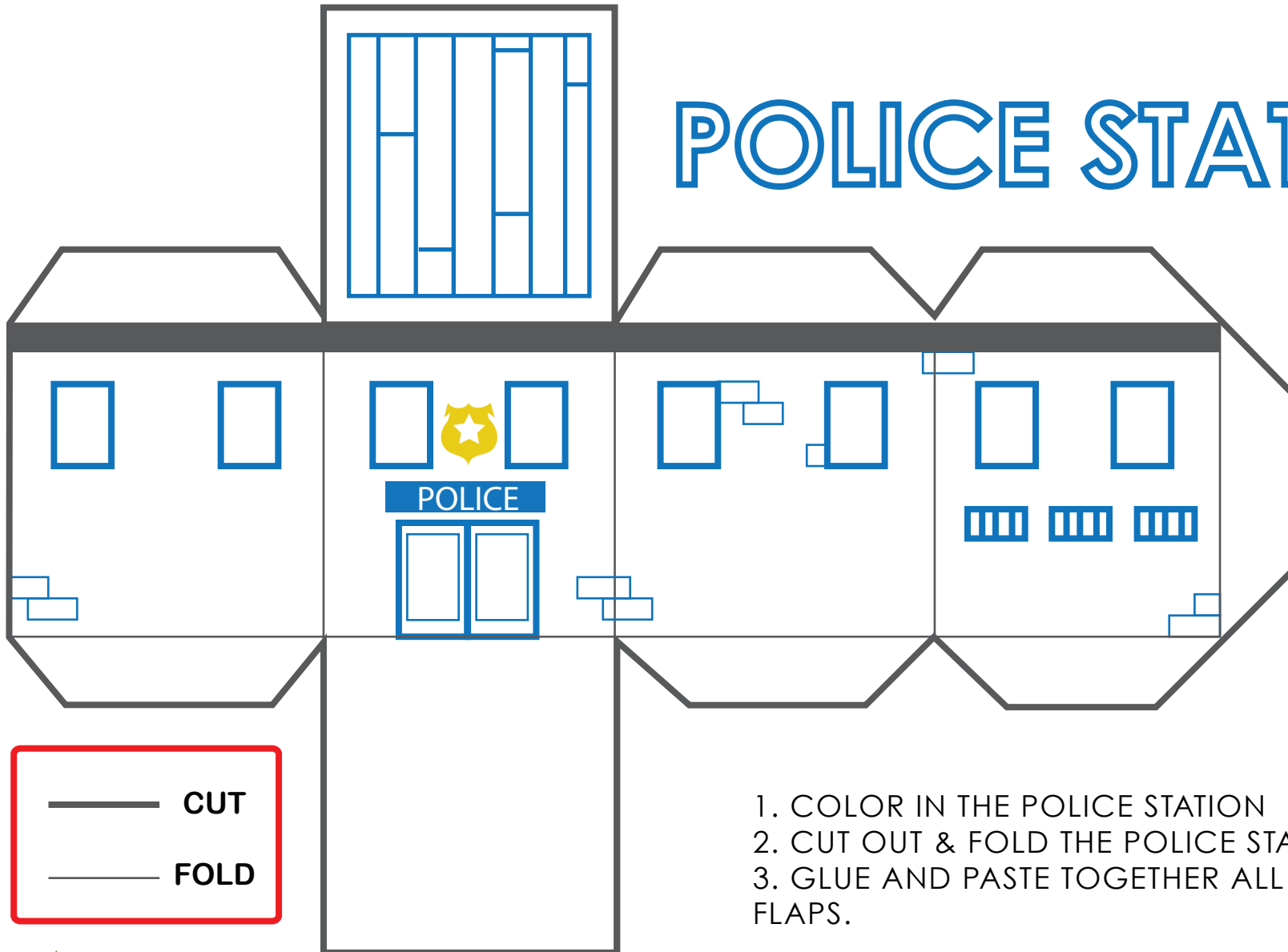
POLICE CAR

1. COLOR IN THE POLICE CAR.
2. CUT OUT & FOLD THE POLICE CAR.
3. GLUE AND PASTE TOGETHER ALL FLAPS.

— CUT
- - FOLD

BUILD A CITY

POLICE STATION



1. COLOR IN THE POLICE STATION
2. CUT OUT & FOLD THE POLICE STATION
3. GLUE AND PASTE TOGETHER ALL FLAPS.

Name _____

Fire Prevention Week

Fire safety rules

Play It Safe!

 Cut.  Glue to match.



© 2008 Fire Prevention Week - Fire Safety Rules

