

## Literacy Calendar – Read & Write Every Day



Date	Activity
<b>Monday, May 4<sup>th</sup></b>	Add “er” to the end of each word to make a new word. Read each word. Now add “er” to the end of each word and say the new word. <b>Words:</b> short, fast, dark, tall, sweet, quick, slow, long, thick, round
<b>Tuesday, May 5<sup>th</sup></b>	<b>Read a book</b> in Raz Kids, Epic, or one of your own. Write or tell about your favourite part and explain why (remember to use <i>because</i> in your answer). What questions do you have about the story?
<b>Wednesday, May 6<sup>th</sup></b>	<b>Quick Write:</b> Write a note to your mom or a special person in your life to tell them why they are special. Write at least 4 proper sentences (remember capitals and periods). Give the note to the special person.
<b>Thursday, May 7<sup>th</sup></b>	A <b>VERB</b> is an action or doing word like <i>run</i> and <i>draw</i> . How many verbs or action words can you think of? Can you think of 5? Can you think of 10? Tell an adult what they are.
<b>Friday, May 8<sup>th</sup></b>	<b>Fluency:</b> Choose a poem from your Reader’s Theatre, Poetry Book, or part of a story and read it at least 3 different times to a person, a pet, or a stuffy/toy. Try change your voice each time 😊
<b>Saturday, May 9<sup>th</sup></b>	Have a good weekend 😊
<b>Sunday, May 10<sup>th</sup></b>	Have a good weekend 😊

# Ms. Hnatiw's Grade 2



## Numeracy Calendar



Date	Activity
<b>Monday, May 4<sup>th</sup></b>	Can you make 2 addition and 2 subtraction equations for each set of numbers: 7, 8, 15      12, 5, 17      25, 25, 50 Talk about the set that does not follow the rule.
<b>Tuesday, May 5<sup>th</sup></b>	What is 3 more and 3 less than the following numbers: 23      51      89      Use the words 'more' and 'less' in your answer. Ex. # 29 - 31 is 3 more than 29 and 26 is 3 less than 29. Use a number line to help you.
<b>Wednesday, May 6<sup>th</sup></b>	Where in your world (your house) could you find 2 of something (a pair)? 4 of something? 6 of something? 8 of something? 10 of something? 12 of something?
<b>Thursday, May 7<sup>th</sup></b>	Skip count forward by 5's starting at 43. Skip to 100. What pattern do you notice in the 1's place? What pattern do you notice in the 10's place?
<b>Friday, May 8<sup>th</sup></b>	What is my number? It is a 2 digit number. It is odd. The two digits when added together equal 15. The digit in the 10's place is even. What are the possible numbers?
<b>Saturday, May 9<sup>th</sup></b>	Have a good weekend 😊
<b>Sunday, May 10<sup>th</sup></b>	Have a good weekend 😊

## Grade 1 & 2 Literacy Assignment for May 4

**This assignment will be due May 14<sup>th</sup>**

For this week's assignment you will do some research. (find new information about a topic.)

**Assignment:** Choose an animal that interests you but that you do not know much about. Find **4** interesting facts about your animal. Ex. (*what it looks like - appearance, where it lives - habitat, what it eats - diet*) Complete the activity pages below. Make sure to include very neatly coloured pictures to go along with your writing in the spaces provided.

**Challenge:** **Find 5 or more facts** about your animal and explain each fact in more detail. Ex. (Lions have sharp teeth. They are used for tearing and ripping meat.)

- Remember that most children in grade 2 will be able to give at least 4 facts and explain each fact in more detail.
- Be sure to do your best work. Take your time and make it look great. It is not due until **May 14<sup>th</sup>**.

If you do not have enough room for your writing and pictures feel free to use another piece of paper to continue your work.

**Note:** Extra pages have been provided for you if you want to use them.

Be sure to upload to the **assignments tab** at the **top of the Teams page** when your work is complete.

Ms. Hnatiw, Ms. MacLeod, & Mrs. Harrison




## Research Project Rubric

Assignment	Extending	Applying	Developing	Beginning
<p>Research an animal giving 4 interesting facts. Use details to explain your facts. Draw and colour a detailed picture to go with each fact.</p>	<p>*5 or more facts with details explaining each fact. *Label each picture that goes with each fact. *Very neatly coloured.</p>	<p>*4 facts about your animal with details. *Neatly coloured pictures that go with each fact.</p>	<p>*Attempt to write 4 or less facts about your animal with little detail. *Pictures that are not specifically related to each fact. *Attempted to colour neatly.</p>	<p>*Attempt to write 3 or less facts about your animal with little detail. *Little detail in your picture. *Attempted to colour neatly.</p>

Name: \_\_\_\_\_

**Topic:** \_\_\_\_\_

Draw a picture of your animal



\_\_\_\_\_

\_\_\_\_\_

\_\_\_\_\_

\_\_\_\_\_

\_\_\_\_\_

\_\_\_\_\_

\_\_\_\_\_

\_\_\_\_\_

\_\_\_\_\_

\_\_\_\_\_

\_\_\_\_\_

\_\_\_\_\_



---

---

---

---

---

---

---

---

---



---

---

---

---

---



---

---

---

---

---

---

---


---

---

---

---

---



---

---

---

---

---

---

---

---

---

---

---

---

---

---