

Grade 2



Literacy Calendar – Read & Write Every Day

Date	Activity
Monday, May 11th	<p>Making Words: Read each word in the word list. Add “ing” to the end of each word, now say the new word (ex: Jump → Jumping). Use each new word in a sentence. Tell someone.</p> <p>Words: Swing, Throw, Play, Talk, Fight, Ring, Fly, Sing, Go, Do</p>
Tuesday, May 12th	<p>Read & Respond: Read a book on Raz Kids/Epic Books (or a book from home) and retell the story to someone. Make sure to include what happened at the beginning, middle and end of the story.</p>
Wednesday, May 13th	<p>Quick Write: Write about what you think your Teacher does each day working from home. Make it as funny as you like!</p>
Thursday, May 14th	<p>Fluency: Read your Earth Day Poem to 3 people. Try using a different voice every time (loud voice, quiet voice, robot voice etc.)</p>
Friday, May 15th	<p>Professional Development Day. Have fun 😊</p>
Saturday, May	<p>Have a good weekend 😊</p>
Sunday, May	<p>Have a good weekend 😊</p>

Grade 2



Numeracy Calendar

Date	Activity
Monday, May 11th	<p>Math Game: Play Addition Math War with a partner. Use a deck of card (take the Jacks, Queens, Kings and Jokers out). Split the deck in half, each person gets a stack. Show the top card at the same time, add them together and say the number sentence (An ace and a Five would be six).</p> <p>Challenge: Can you add 3 cards together, 4 together?</p>
Tuesday, May 12th	<p>Expanded Form: Change these numbers from standard form to expanded form: 417, 300, 502, 855 (ex: $453 = 400 + 50 + 3$)</p> <p>Challenge: 1608</p>
Wednesday, May 13th	<p>Real World Examples: Make your own real-world number story. Use the numbers 23 and 30. Is your story going to be an addition or subtraction story? Make sure to answer your question in your story. Tell someone your story.</p> <p>Example: I read for 43 minutes on Monday and then on Wednesday I read for 20 mins. I read for 106 minutes all together because $43 + 63 = 106$</p>
Thursday, May 14th	<p>Skip Counting: Count by 5's to 100 (and beyond). Try counting backwards by 5's from 100 to 0.</p>
Friday, May 15th	<p>Professional Development Day. Have fun 😊</p>
Saturday, May 16th	<p>Have a good weekend 😊</p>

Number of Day Practice

Due Date: May 17th

This week you will choose one of the numbers from your grade to complete the Number of the Day template below. Please complete all sections of the template and submit via email or Teams. See the rubric below to see the assessment criteria.

Grade 1: 14, 36, 47

Grade 2: 43, 56, 89

Assessment Criteria –

Assignment	Extending	Applying	Developing	Beginning
Ways to represent numbers	Correctly shows different ways to represent the number accurately beyond grade level	Correctly shows different ways to represent the number accurately	Attempted to show some ways to represent the number accurately	Beginning to attempt to show some ways to represent the number accurately

Name: _____

Number of the Day

Word Form:

Number



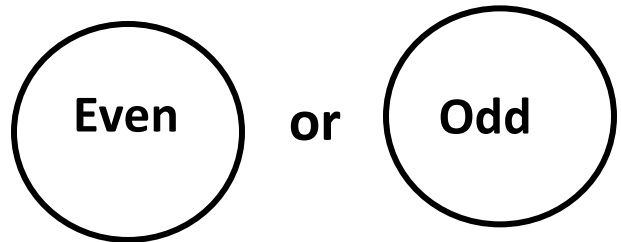
Place Value:

Hundreds	Tens	Ones

Tally Marks:



Mark It:

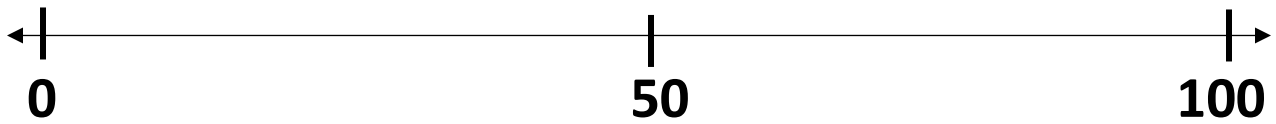


Expanded Form:

Hundreds Tens Ones Sum

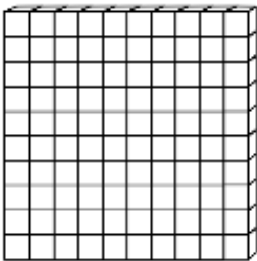
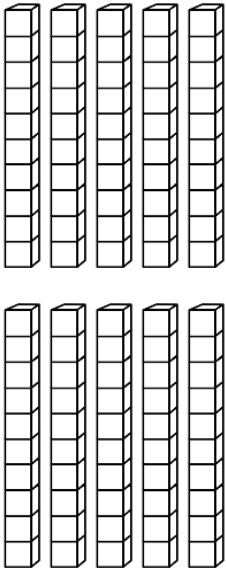
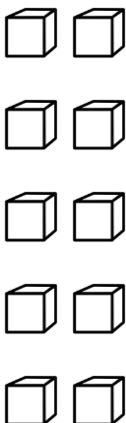
+ + =

Number Line:



1 More:		1 Less:	
10 More:		10 Less:	

Colour It:

Hundreds	Tens	Ones
		

Skip Count: (start from the number of the day)

By 2's: _____, _____, _____, _____, _____, _____, _____

By 5's: _____, _____, _____, _____, _____, _____, _____

By 10's: _____, _____, _____, _____, _____, _____, _____



100's Chart



Created By: www.kindergartenkidsatplay.blogspot.com

1	2	3	4	5	6	7	8	9	10
11	12	13	14	15	16	17	18	19	20
21	22	23	24	25	26	27	28	29	30
31	32	33	34	35	36	37	38	39	40
41	42	43	44	45	46	47	48	49	50
51	52	53	54	55	56	57	58	59	60
61	62	63	64	65	66	67	68	69	70
71	72	73	74	75	76	77	78	79	80
81	82	83	84	85	86	87	88	89	90
91	92	93	94	95	96	97	98	99	100