

## Literacy Calendar – Read & Write Every Day

| Date                                      | Activity  |
|---|---|
| <b>Monday,<br/>May 11<sup>th</sup></b>    | <p><b>Making Words:</b> Read each word in the word list. Add “ing” to the end of each word, now say the new word (ex: Jump → Jumping). Use each new word in a sentence. Tell someone.</p> <p><b>Words:</b> Swing, Throw, Play, Talk, Fight, Ring, Fly, Sing, Go, Do</p> |
| <b>Tuesday,<br/>May 12<sup>th</sup></b>   | <p><b>Read &amp; Respond:</b> Read a book on Raz Kids/Epic Books (or a book from home) and retell the story to someone. Make sure to include what happened at the beginning, middle and end of the story.</p>   |
| <b>Wednesday,<br/>May 13<sup>th</sup></b> | <p><b>Quick Write:</b> Write about what you think your Teacher does each day working from home. Make it as funny as you like!</p>   |
| <b>Thursday,<br/>May 14<sup>th</sup></b>  | <p><b>Fluency:</b> Read your Earth Day Poem to 3 people. Try using a different voice every time (loud voice, quiet voice, robot voice etc.)</p>   |
| <b>Friday,<br/>May 15<sup>th</sup></b>    | <p>Professional Development Day. Have fun 😊</p>   |
| <b>Saturday, May<br/>16<sup>th</sup></b>  | <p>Have a good weekend 😊</p>  |
| <b>Sunday,<br/>May 17<sup>th</sup></b>    | <p>Have a good weekend 😊</p>  |

# Grade 1



## Numeracy Calendar

**Monday,  
May 11**

**Math Game:** Play Addition Math War with a partner. Use a deck of card (take the Jacks, Queens, Kings and Jokers out). Split the deck in half, each person gets a stack. Show the top card at the same time, add them together and say the number sentence (An ace and a Five would be six).

**Challenge:** Can you add 3 cards together, 4 together?

**Tuesday,  
May 1**

**Expanded Form:** Change these numbers from standard form to expanded form: 47, 29, 13, 38, 17 (example: 12 is  $10 + 2 = 12$ )

**Challenge:** 145

**Wednesday,  
May 13**

**Real World Examples:** Make your own real-world number story. Use the numbers 3 and 7. Is your story going to be an addition or subtraction story? Make sure to answer your question in your story. Tell someone your story.

**Thursday,  
May 14**

**Skip Counting:** Count by 5's to 100 (and beyond). Try counting backwards by 5's from 100 to 0.

**Friday,  
May 15**

Professional Development Day. Have fun 😊

**Saturday &  
Sunday, May  
16<sup>th</sup> and 17<sup>th</sup>**

Have a good weekend 😊

# Number of Day Practice

**Due Date: May 17th**

This week you will choose one of the numbers from your grade to complete the Number of the Day template below. Please complete all sections of the template and submit via email or Teams. See the rubric below to see the assessment criteria.

**Grade 1:** 14, 36, 47

**Grade 2:** 43, 56, 89

## Assessment Criteria –

| Assignment                | Extending  | Applying  | Developing   | Beginning   |
|---------------------------|--|---|--|---|
| Ways to represent numbers | Correctly shows different ways to represent the number accurately beyond grade level | Correctly shows different ways to represent the number accurately | Attempted to show some ways to represent the number accurately | Beginning to attempt to show some ways to represent the number accurately |

Name: \_\_\_\_\_

# Number of the Day

Word Form:

\_\_\_\_\_

-----

\_\_\_\_\_

Number



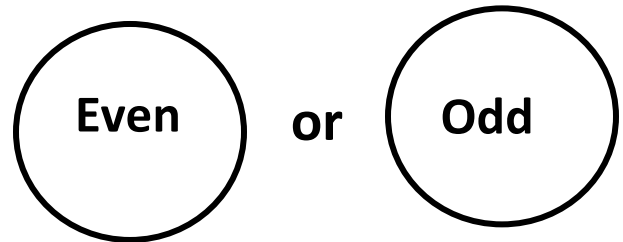
Place Value:

| Hundreds | Tens | Ones |
|----------|------|------|
|          |      |      |

Tally Marks:



Mark It:

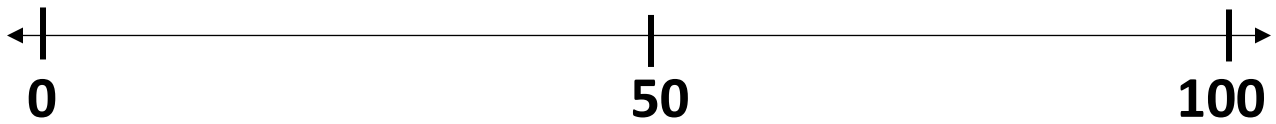


Expanded Form:

Hundreds                  Tens                  Ones                  Sum

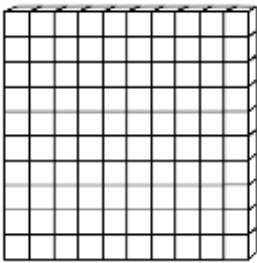
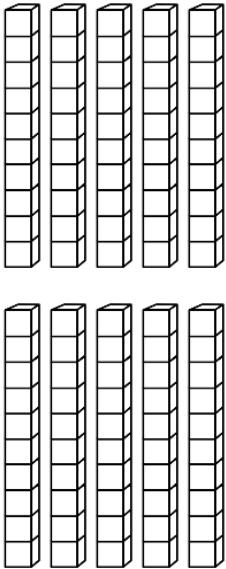
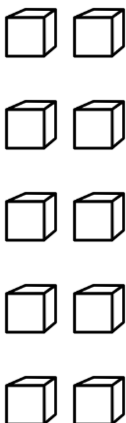
+  +  =

### Number Line:



|                 |  |                 |  |
|-----------------|--|-----------------|--|
| <b>1 More:</b>  |  | <b>1 Less:</b>  |  |
| <b>10 More:</b> |  | <b>10 Less:</b> |  |

### Colour It:

| <b>Hundreds</b>  | <b>Tens</b>  | <b>Ones</b>  |
|--|--|--|
|  |  |  |

### Skip Count: (start from the number of the day)

By 2's: \_\_\_\_\_, \_\_\_\_\_, \_\_\_\_\_, \_\_\_\_\_, \_\_\_\_\_, \_\_\_\_\_, \_\_\_\_\_

By 5's: \_\_\_\_\_, \_\_\_\_\_, \_\_\_\_\_, \_\_\_\_\_, \_\_\_\_\_, \_\_\_\_\_, \_\_\_\_\_

By 10's: \_\_\_\_\_, \_\_\_\_\_, \_\_\_\_\_, \_\_\_\_\_, \_\_\_\_\_, \_\_\_\_\_, \_\_\_\_\_



# 100's Chart



Created By: [www.kindergartenkidsatplay.blogspot.com](http://www.kindergartenkidsatplay.blogspot.com)

|    |    |    |    |    |    |    |    |    |     |
|----|----|----|----|----|----|----|----|----|-----|
| 1  | 2  | 3  | 4  | 5  | 6  | 7  | 8  | 9  | 10  |
| 11 | 12 | 13 | 14 | 15 | 16 | 17 | 18 | 19 | 20  |
| 21 | 22 | 23 | 24 | 25 | 26 | 27 | 28 | 29 | 30  |
| 31 | 32 | 33 | 34 | 35 | 36 | 37 | 38 | 39 | 40  |
| 41 | 42 | 43 | 44 | 45 | 46 | 47 | 48 | 49 | 50  |
| 51 | 52 | 53 | 54 | 55 | 56 | 57 | 58 | 59 | 60  |
| 61 | 62 | 63 | 64 | 65 | 66 | 67 | 68 | 69 | 70  |
| 71 | 72 | 73 | 74 | 75 | 76 | 77 | 78 | 79 | 80  |
| 81 | 82 | 83 | 84 | 85 | 86 | 87 | 88 | 89 | 90  |
| 91 | 92 | 93 | 94 | 95 | 96 | 97 | 98 | 99 | 100 |